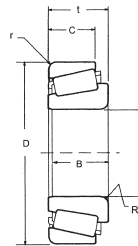


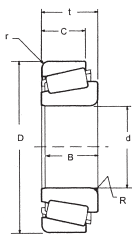
Tapered Roller Bearings

Series 30200

Metric



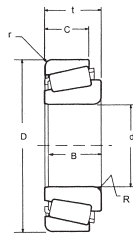
Bearing Number	Dimensions (mm)							Basic Load Ratings (N)		Weight kg
	d	D	t	B	C	r	R	Cr	Cor	
30203	17	40	13.25	12	11	1	1	19000	18600	0.08
30204	20	47	15.25	14	12	1	1	27500	28000	0.12
30205	25	52	16.25	15	13	1	1	30800	33500	0.15
30206	30	62	17.25	16	14	1	1	40200	44000	0.23
30207	35	72	18.25	17	15	1.5	1.5	51200	56000	0.32
30208	40	80	19.75	18	16	1.5	1.5	61600	68000	0.42
30209	45	85	20.75	19	16	1.5	1.5	66000	76500	0.48
30210	50	90	21.75	20	17	1.5	1.5	76500	91500	0.54
30211	55	100	22.75	21	18	1.5	2.0	89700	106000	0.70
30212	60	110	23.75	22	19	1.5	2.0	99000	114000	0.88
30213	65	120	24.75	23	20	1.5	2.0	114000	134000	1.15
30214	70	125	26.25	24	21	1.5	2.0	125000	156000	1.25
30215	75	130	27.25	25	22	1.5	2.0	140000	176000	1.40
30216	80	140	28.25	26	22	2.0	2.5	157000	183000	1.60
30217	85	150	30.50	28	24	2.5	2.0	184000	233000	2.12
30218	90	160	32.50	30	26	2.5	2.0	201000	256000	2.60
30219	95	170	34.50	32	27	3.0	2.5	223000	286000	3.13
30220	100	180	37.00	34	29	3.0	2.5	255000	330000	3.78
30221	105	190	39.00	36	30	3.0	2.5	280000	365000	4.51
30222	110	200	41.00	38	32	3.0	2.5	315000	420000	5.28
30224	120	215	43.50	40	34	3.0	2.5	335000	450000	6.28
30226	130	230	43.75	40	34	4.0	3.0	375000	505000	7.25
30228	140	250	45.75	42	36	4.0	3.0	390000	515000	8.74



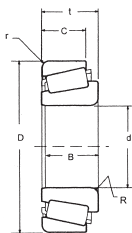
Tapered Roller Bearings

Bearing Number	Dimensions (mm)							Basic Load Ratings (N)		Weight kg
	d	D	t	B	C	r	R	Cr	Cor	
30302	15	42	14.25	13	11	1.0	1.0	22400	20000	0.095
30303	17	47	15.25	14	12	1.0	1.0	28100	25000	0.130
30304	20	52	16.25	15	13	1.5	1.5	34100	32500	0.170
30305	25	62	18.25	17	15	1.5	1.5	44600	43000	0.260
30306	30	72	20.75	19	16	1.5	1.5	56100	56000	0.390
30307	35	80	22.75	21	18	1.5	2.0	72100	73500	0.520
30308	40	90	25.25	23	20	1.5	2.0	85800	95000	0.720
30309	45	100	27.25	25	22	1.5	2.0	108000	120000	0.970
30310	50	110	29.25	27	23	2.0	2.5	125000	140000	1.250
30311	55	120	31.50	29	25	2.0	2.5	142000	163000	1.550
30312	60	130	33.50	31	26	2.5	3.0	168000	196000	1.950
30313	65	140	36.00	33	28	2.5	3.0	203000	238000	2.55
30314	70	150	38.00	35	30	2.5	3.0	230000	272000	3.06
30315	75	160	40.00	37	31	2.5	3.0	255000	305000	3.57
30316	80	170	42.50	39	33	2.5	3.0	291000	350000	4.41
30317	85	180	44.50	41	34	3.0	4.0	305000	365000	5.20
30318	90	190	46.50	43	36	3.0	4.0	335000	405000	6.03
30319	95	200	49.50	45	38	3.0	4.0	365000	445000	6.98
30320	100	215	51.50	47	39	3.0	4.0	410000	500000	8.56

Series 30300D

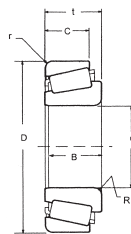


Bearing Number	Dimensions (mm)							Basic Load Ratings (N)		Weight (kg)
	d	D	t	B	C	r	R	Cr	Cor	
30303D	17	47	15.25	14	10.5	1.0	1.0	28100	25000	0.130
30304D	20	52	16.25	15	11.5	1.5	1.5	34100	32500	0.170
30305D	25	62	18.25	17	13	1.5	1.5	39800	42500	0.256
30306D	30	72	20.75	19	14	1.5	1.5	41500	49000	0.378
30307D	35	80	22.75	21	15	1.5	2.0	62000	68000	0.490
30308D	40	90	25.25	23	17	1.5	2.0	80000	90200	0.700
30309D	45	100	27.25	25	18	1.5	2.0	95000	10700	0.950
30310D	50	110	29.25	27	19	2.0	2.5	115000	133000	1.230
30311D	55	120	31.50	29	21	2.0	2.5	129000	148000	1.530
30312D	60	130	33.50	31	22	2.5	3.0	153000	179000	1.930
30313D	65	140	36.00	33	23	2.5	3.0	176000	209000	2.530
30314D	70	150	38.00	35	25	2.5	3.0	197000	235000	3.000
30315D	75	160	40.00	37	26	2.5	3.0	222000	266000	3.500
30316D	80	170	42.50	39	27	2.5	3.0	236000	282000	4.120
30317D	85	180	44.50	41	28	3.0	4.0	263000	317000	4.540
30318D	90	190	46.50	43	30	3.0	4.0	282000	336000	5.600
30319D	95	200	49.50	45	32	3.0	4.0	310000	375000	6.680
30320D	100	215	51.50	47	34	3.0	4.0	318000	391000	8.020

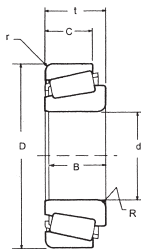


Bearing Number	Dimensions (mm)							Basic Load Ratings (N)		Weight kg
	d	D	t	B	C	r	R	<i>C_r</i>	<i>C_{or}</i>	
32005	25	47	15.00	15	11.5	0.8	0.8	27000	32500	0.11
32006	30	55	17.00	17	13.0	1.0	1.0	35800	44000	0.17
32007	35	62	18.00	18	14.0	1.0	1.0	42900	54000	0.22
32008	40	68	19.00	18	14.5	1.0	1.0	52800	7100	0.27
32009	45	75	20.00	20	15.5	1.0	1.0	58300	80000	0.34
32010	50	80	20.00	20	15.5	1.0	1.0	60500	68000	0.37
32011	55	90	23.00	23	17.5	1.5	1.5	80500	118000	0.583
32012	60	95	23.00	23	17.5	1.5	1.5	82000	123000	0.576
32013	65	100	23.00	23	17.5	1.5	1.5	83000	128000	0.63
32014	70	110	25.00	25	19.0	1.5	1.5	105000	160000	0.848
32015	75	115	25.00	25	19.0	1.5	1.5	108000	167000	0.909
32016	80	125	29.00	29	22.0	1.5	1.5	139000	218000	1.28
32017	85	130	29.00	29	22.0	1.5	1.5	142000	224000	1.35
32018	90	140	32.00	32	24.0	1.5	1.5	168000	270000	1.78
32019	95	145	32.00	32	24.0	1.5	2.0	171000	280000	1.83
32020	100	150	32.00	32	24.0	1.5	2.0	170000	281000	1.91
32021	105	160	35.00	35	26.0	1.5	2.0	201000	336000	2.42
32022	110	170	38.00	38	29.0	2.0	2.5	236000	390000	3.07
32024	120	180	38.00	38	29.0	2.0	2.5	245000	420000	3.25
32026	130	200	45.00	42	36.0	2.0	2.5	269000	445000	4.67
32028	140	210	45.00	42	36.0	2.0	2.5	278000	470000	4.95

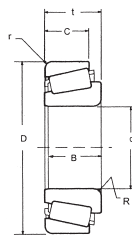
Series 32200



Bearing Number	Dimensions (mm)							Basic Load Ratings (N)		Weight kg
	d	D	t	B	C	r	R	Cr	Cor	
32204	20	47	19.25	18	15	1.0	1.0	28200	29000	0.16
32205	25	52	19.25	18	15	1.0	1.0	35800	44000	0.19
32206	30	62	21.25	20	17	1.0	1.0	50100	57000	0.28
32207	35	72	24.25	23	19	1.5	1.5	66000	78000	0.43
32208	40	80	24.75	23	19	1.5	1.5	74800	86500	0.53
32209	45	85	24.75	23	19	1.5	1.5	80900	98000	0.58
32210	50	90	24.75	23	19	1.5	1.5	825000	100000	0.61
32211	55	100	25.75	25	21	1.5	2.0	106000	129000	0.83
32212	60	110	29.75	28	24	1.5	2.0	125000	160000	1.15
32213	65	120	32.75	31	27	1.5	2.0	151000	193000	1.50
32214	70	125	33.25	31	27	1.5	2.0	157000	208000	1.60
32215	75	130	33.25	31	27	1.5	2.0	161000	212000	1.70
32216	80	140	35.25	33	28	2.0	2.5	187000	245000	2.05
32217	85	150	38.50	36	30	2.0	2.5	224000	300000	2.75
32218	90	160	42.50	40	34	2.0	2.5	262000	360000	3.49
32219	95	170	45.50	43	37	3.0	2.5	299000	415000	4.3
32220	100	180	49.00	46	39	3.0	2.5	330000	465000	5.12
32221	105	190	53.00	50	43	3.0	2.5	360000	510000	6.25
32222	110	200	56.00	53	46	3.0	2.5	400000	565000	7.35
32224	120	215	61.50	58	50	3.0	2.5	440000	635000	9.00
32226	130	230	67.75	64	54	4.0	3.0	530000	790000	11.30
32228	140	250	71.75	68	58	4.0	3.0	610000	915000	14.30

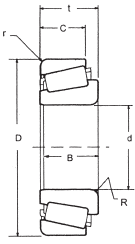


Bearing Number	Dimensions (mm)							Basic Load Ratings (N)		Weight kg
	d	D	t	B	C	r	R	<i>C_r</i>	<i>C_{or}</i>	
32303	17	47	20.25	19	16	1	1	34700	33500	0.17
32304	20	52	22.25	21	18	1.5	1.5	44000	45500	0.23
32305	25	62	25.25	24	20	1.5	1.5	60500	63000	0.36
32306	30	72	28.75	27	23	1.5	1.5	76500	85000	0.55
32307	35	80	32.75	31	25	1.5	2.0	93500	114000	0.80
32308	40	90	35.25	33	27	1.5	2.0	108000	140000	1.10
32309	45	100	38.25	36	30	1.5	2.0	134000	176000	1.45
32310	50	110	42.25	40	33	2.0	2.5	161000	216000	1.85
32311	55	120	45.50	43	35	2.0	2.5	19000	260000	2.50
32312	60	130	48.50	46	37	2.5	3.0	220000	305000	2.80
32313	65	140	51	48	39	2.5	3.0	275000	356000	3.64
32314	70	150	54	51	42	2.5	3.0	310000	405000	4.46
32315	75	160	58	55	45	2.5	3.0	355000	470000	5.35
32316	80	170	61.5	58	48	2.5	3.0	395000	525000	6.41
32317	85	180	63.5	60	49	3.0	4.0	405000	525000	7.15
32318	90	190	67.5	64	53	3.0	4.0	450000	595000	8.57
32319	95	200	71.5	67	55	3.0	4.0	505000	670000	10.1
32320	100	215	77.5	73	60	3.0	4.0	570000	777000	12.7



Bearing Number	Dimensions (mm)							Basic Load Ratings (N)		Weight kg
	d	D	t	B	C	r	R	<i>C_r</i>	<i>C_{or}</i>	
33009	45	75	24	24	19	1	1	72000	104000	0.432
33010	50	80	24	24	19	1	1	75000	114000	0.470
33011	55	90	27	27	21	1.5	1.5	93000	143000	0.673
33012	60	95	27	27	21	1.5	1.5	96500	150000	0.73
33013	65	100	27	27	21	1.5	1.5	100000	163000	0.84
33014	70	110	31	31	25.5	1.5	1.5	137000	224000	1.14
33015	75	115	31	31	25.5	1.5	1.5	140000	232000	1.12
33016	80	125	36	36	29.5	1.5	1.5	176000	290000	1.67
33017	85	130	36	36	29.5	1.5	1.5	183000	315000	1.73
33018	90	140	39	39	32.5	2	1.5	216000	365000	2.48
33019	95	145	39	39	32.5	2	1.5	220000	380000	2.33
33020	100	150	39	39	32.5	2	1.5	224000	400000	2.42
33021	105	160	43	43	34	2.5	2	265000	450000	3.34
33022	110	170	47	47	37	2.5	2	300000	520000	4.16
33024	120	180	48	48	38	2.5	2	310000	560000	4.55

Series 33100 & Series 33200



Bearing Number	Dimensions (mm)							Basic Load Ratings (N)		Weight kg
	d	D	t	B	C	r	R	<i>Cr</i>	<i>Cor</i>	
33108	40	75	26	26	20.5	1.5	1.5	79500	103000	0.494
33109	45	80	26	26	20.5	1.5	1.5	84500	115000	0.495
33110	50	85	26	26	20.0	1.5	1.5	86500	121000	0.58
33111	55	95	30	30	23.0	1.5	1.5	111000	155000	0.846
33112	60	100	30	30	23.0	1.5	1.5	113000	164000	0.912
33113	65	110	34	34	26.5	1.5	1.5	144000	211000	1.28
33114	70	120	37	37	29.0	1.5	2.0	176000	260000	1.73
33115	75	125	37	37	29.0	1.5	2.0	180000	275000	1.82
33116	80	130	37	37	29.0	1.5	2.0	190000	300000	1.93
33117	85	140	41	41	32.0	1.5	2.5	220000	355000	2.5
33118	90	150	45	45	35.0	1.5	2.5	265000	425000	3.22

33205	25	52	22	22	18.0	2.0	1.0	47500	57500	0.217
33206	30	62	25	25	19.5	2.0	1.0	65000	77000	0.344
33207	35	72	28	28	22.0	1.5	1.5	87500	109000	0.531
33208	40	80	32	32	25.0	1.5	1.5	103000	132000	0.728
33209	45	85	32	32	25.0	1.5	1.5	107000	141000	0.783
33210	50	90	32	32	24.5	1.5	1.5	115000	158000	0.852
33211	55	100	35	35	27.0	1.5	2.0	138000	188000	1.15
33212	60	110	38	38	29.0	1.5	2.0	167000	234000	1.55
33213	65	120	41	41	32.0	1.5	2.0	195000	265000	1.98
33214	70	125	41	41	32.0	1.5	2.0	201000	282000	2.1
33215	75	130	41	41	31.0	1.5	2.0	208000	298000	2.2
33216	80	140	46	46	35.0	2.0	2.5	250000	365000	2.92
33217	85	150	49	49	37.0	2.0	2.5	284000	420000	3.58