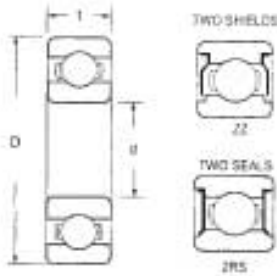
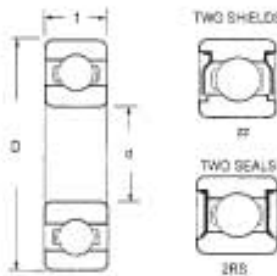


6000 Series



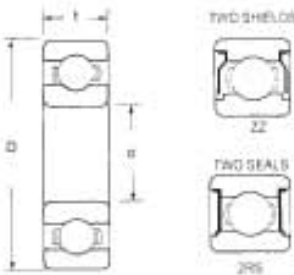
Bearing Number	Dimensions (mm)			Basic Load Ratings (N)		Limiting Speeds (rev/min)		Weight kg
	Bore d	OD D	Width t	Cr	Cor	grease		
						oil		
SS6000	10	28	8	4620	1960	30000	36000	0.019
SS6001	12	28	8	5070	2360	36000	32000	0.022
SS6002	15	32	9	5590	2850	22000	28000	0.030
SS6003	17	35	10	6050	3250	19000	24000	0.039
SS6004	20	42	12	9360	5000	17000	20000	0.069
SS6005	25	47	12	11200	6550	15000	18000	0.080
SS6006	30	55	13	13300	8300	12000	15000	0.120
SS6007	35	62	14	15900	10200	10000	13000	0.180
SS6008	40	68	15	16800	11600	9500	12000	0.190
SS6009	45	75	16	20600	14600	8000	11000	0.250
SS6010	50	80	16	21600	16000	8500	10000	0.260
SS6011	55	90	18	28100	21200	7500	9000	0.390
SS6012	60	95	18	29600	23200	6700	8000	0.420

6200 Series



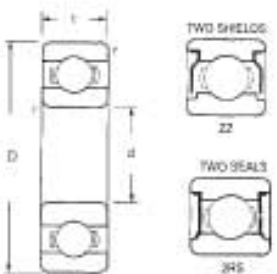
Bearing Number	Dimensions (mm)			Basic Load Ratings (N)		Limiting Speeds (rev/min)		Weight kg
	Bore d	OD D	Width t	Cr	Cor	grease		
						oil		
SS6200	10	30	9	5070	2360	24000	30000	0.032
SS6201	12	32	10	6890	3100	22000	28000	0.037
SS6202	15	35	11	7800	3750	19000	24000	0.045
SS6203	17	40	12	9560	4750	17000	20000	0.065
SS6204	20	47	14	12700	6550	15000	19000	0.110
SS6205	25	52	15	14000	7900	12000	15000	0.130
SS6206	30	62	16	19500	11200	10000	13000	0.200
SS6207	35	72	17	25500	15300	9000	11000	0.290
SS6208	40	80	18	30700	19000	8500	10000	0.370
SS6209	45	85	19	33200	21600	7500	9000	0.410
SS6210	50	90	20	35100	23200	7000	8500	0.460
SS6211	55	100	21	43600	29000	6300	7500	0.610
SS6212	60	110	22	47500	32500	6000	7000	0.780

6300 Series



Bearing Number	Dimensions (mm)			Basic Load Ratings (N)		Limiting Speeds (rev/min)		Weight kg
	Bore d	OD D	Width t	Cr	Cor	grease		
						oil		
SS6300	10	35	11	8080	3400	20000	26000	0.053
SS6301	12	37	12	9790	4150	19000	24000	0.060
SS6302	15	42	13	11400	5400	17500	22000	0.068
SS6303	17	47	14	13500	6650	16000	19000	0.120
SS6304	20	52	15	15800	7900	13000	16000	0.140
SS6305	25	62	17	22500	11600	11000	14000	0.230
SS6306	30	72	19	28100	16000	9000	11000	0.350
SS6307	35	80	21	33200	19000	8500	10000	0.460
SS6308	40	90	23	41000	24000	7500	9000	0.630
SS6309	45	100	25	52700	31500	6700	8000	0.830
SS6310	50	110	27	61900	38000	6300	7500	1.050
SS6311	55	120	29	71500	45000	5600	6700	1.350
SS6312	60	130	31	81900	52000	5000	6000	1.700

6900 Series



Bearing Number	Dimensions (mm)			Basic Load Ratings (N)		Limiting Speeds (rev/min)		Weight kg
	Bore d	OD D	Width t	Cr	Cor	grease		
						oil		
SS6900	10	22	6	1950	750	34000	41000	0.010
SS6901	12	24	6	2250	990	31000	38000	0.011
SS6902	15	28	7	4030	2940	28000	30000	0.016
SS6903	17	30	7	4360	2320	23000	28000	0.018
SS6904	20	37	9	6370	3650	19000	23000	0.038
SS6905	25	42	9	6830	4000	16000	19000	0.045
SS6906	30	47	9	7280	4550	14000	17000	0.061
SS6907	35	55	10	9660	6200	12000	14000	0.080
SS6908	40	62	12	13800	9300	11000	13000	0.120
SS6909	45	68	12	10100	6700	10700	12000	0.140
SS6910	50	72	12	14800	10400	9500	11000	0.140
SS6911	55	80	13	15900	11400	8000	9000	0.180
SS6912	60	88	13	16500	12000	7500	8500	0.200